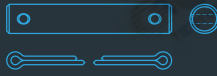


# CONNECTORS FOR LEAF CHAIN

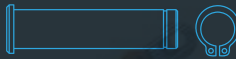
## Connecting Link



### Cottered type connecting pin

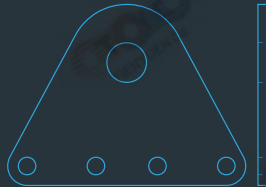


### E-clip type connecting pin

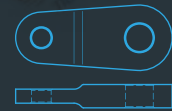


## End Plate

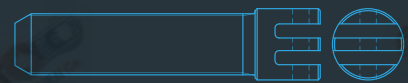
### Type 1



### Type 2

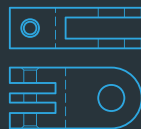


## Anchor


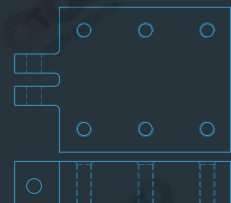


## Clevis

### Type 1



### Type 2

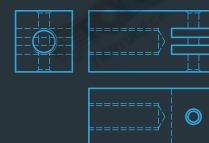


## Adjustable Clevis

### Type 1




### Type 2



### Stud



### Type 3



Connectors are produced based on customer specifications, or they can be designed and developed to meet the application needs